


884501
884502

Phantom G2



CONSTRUCTION & DESIGN

- Recessed sidelit LED light
- Constructed in aluminium frame and finished in satin white powdercoat paint
- The Phantom is the latest in LED technology. Delivering superior light control compared to the highest performance T5 technology
- Sealed light engine and polycarbonate diffuser requires no maintenance providing IP54 protection
- Ideal applications in office lighting, break out spaces, corridors, shopping centres, retail outlets and commercial interiors
- The Phantom series is designed so that the same luminaire can be installed in either a suspended 'T-Bar' or plaster board ceiling

CRI >85

TECHNICAL PERFORMANCE

- 30 - 70W total system power consumption with overload and short circuit protection
- Premium quality LED Module with high lumen output per watts
- Chromaticity tolerance (MacAdam step) - 2
- Available in 4K colour temperature with minimal colour shift over time

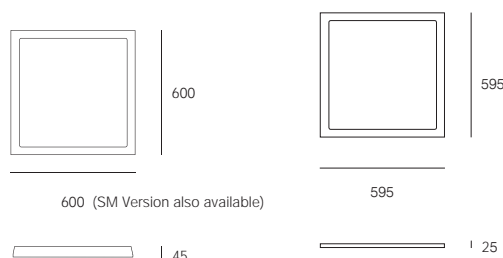
OPTICAL & THERMAL PERFORMANCE

- LED system consists of self cooling LED modules for premium and thermal performance

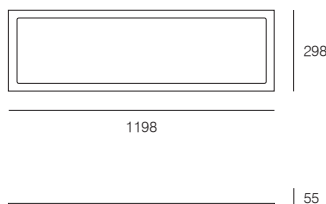
ELECTRICAL SYSTEM

- Supplied completely assembled with remote non-dimmable driver.
- Power factor > 0.9 with active power factor correction
- Input voltage 220-240V, 50/60 Hz


884502



884501




884504



1245 [Kg]	1246 [Kg]	4K							
1.5	2.0	CRI >85							

TOTAL SYSTEM POWER CONSUMPTION = 40W standard or /28watt

CODE ORDERING GUIDE: PRODUCT CODE /DIMMING SUFFIX (if required) – COLOUR SUFFIX
Example: 884501-4K-01 or 884501-4K/DALI-01

WATTAGE	COLOUR TEMPERATURE	 > 55° BEAM ANGLE	TOTAL LUMINAIRE LUMENS	
		P RODUCT CODES		
40W	4K	884501-4K 1200 X 300	3804	
40W	4K	884502-4K 600 X 600	3554	
DIMMING OPTIONS: ADD SUFFIX AFTER THE CODE			28W	40W
/DALI	Dali Dimming		✓	✓
/DSI	Digital Dimming		✓2	✓
	Non-dimmable		STANDARD	STANDARD

Standard Surface mount kit available for the 1200 x 300 and 600 x 600 models

COLOUR OPTIONS: ADD SUFFIX AFTER THE CODE

-01  Satin White